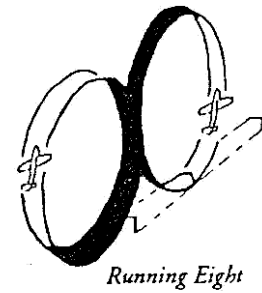


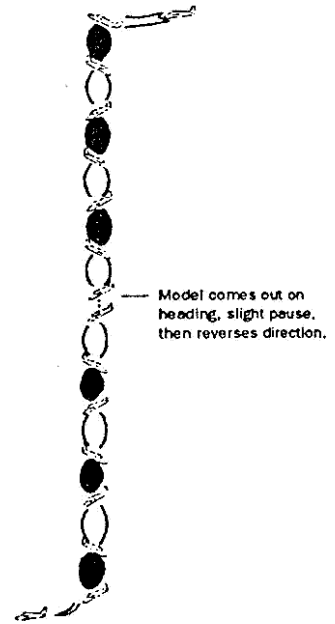
Note: Flight direction shown in diagrams may not correspond to proper upwind or downwind direction for maneuver.

10) Upwind: F.A.I. Running Eight



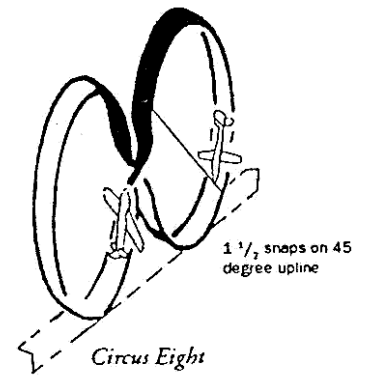
Running Eight

11) Downwind Three turn spin; reverse three turn spin



6 Turn spin - 3 in each direction

12) Upwind: Circus Eight (Reverse Cuban Eight with 1 1/2 snap roll each time you pass through center).



Circus Eight

13) Land on the runway and stop under control, with engine running.

The examiner must be able to recognize the maneuvers as those called out by the candidate or the candidate's helper to receive credit for the flight.

Refer to the AMA rule book for a description of the maneuvers.

The position of the maneuvers flown will be decided by the examiner and candidate before the flight starts. Keep out of the sun when possible. Refer to the AMA Rule Book, page 66. (14. Flight Pattern and Maneuvering Area)

If the runway is not clear to land when the candidate reaches position B, (as in Figure 1) the examiner will inform the candidate to remain airborne until the runway is clear, then proceed to point B and resume the landing.

Congratulations! If you made it through level E, you are an extremely competent and proficient flier!